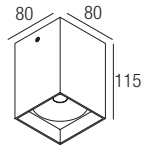


## ARIK RGB - AC9X29

RGB ceiling mounted luminaires

design Roberto Mantovani

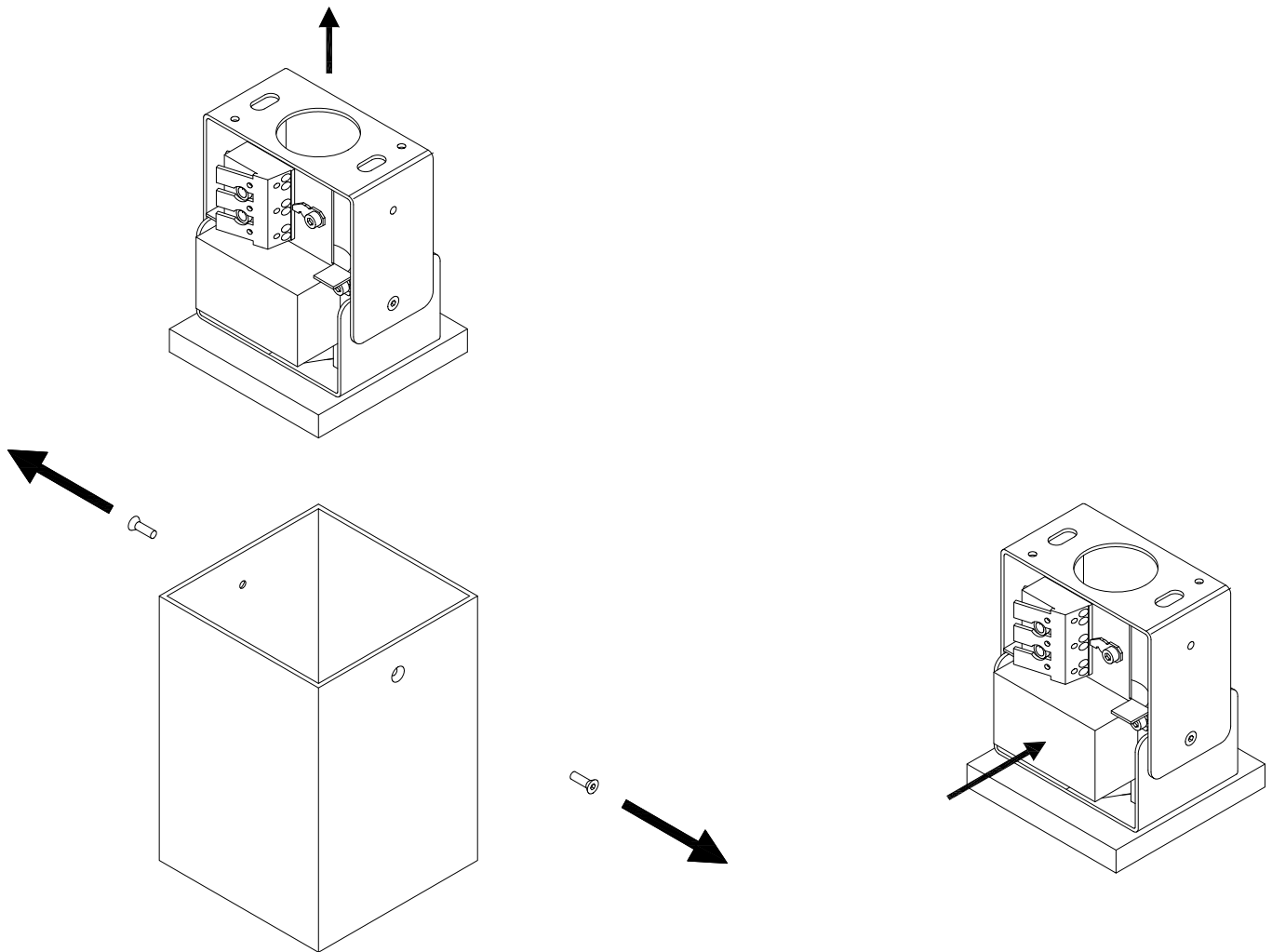


I INFORMAZIONI SULLA RIMOZIONE DELLE UNITÀ DI ALIMENTAZIONE SEPARATA DAL PRODOTTO CONTENITORE A FINE VITA

GB INFORMATION ON REMOVAL OF SEPARATE CONTROL GEAR FROM CONTAINING PRODUCT AT END OF LIFE

I **NOTA** - SOLO VERSIONE AC

GB **NOTE** - AC VERSION ONLY

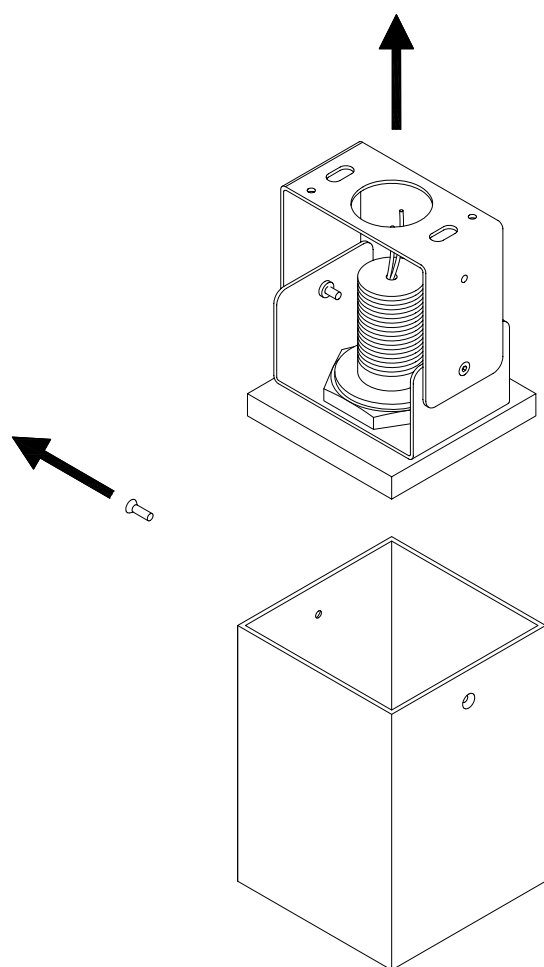


1

I Svitare i grani e rimuovere i componenti interni.  
GB Unscrew the screws and remove the inner components.

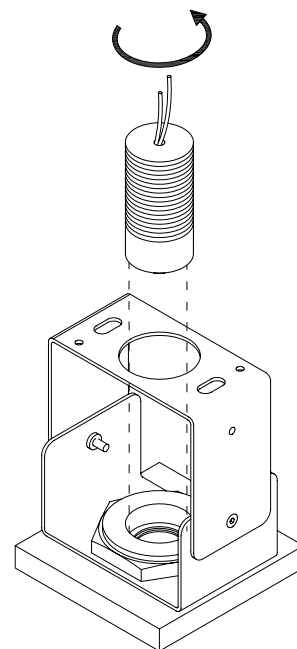
2

I Rimuovere l'unità di alimentazione.  
GB Remove control gear.



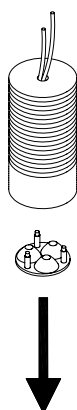
**1**

- I Svitare i grani e rimuovere i componenti interni.  
GB Unscrew the screws and remove the inner components.



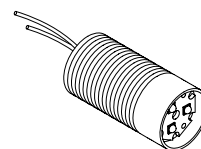
**2**

- I Svitare l'apparecchio luminoso per rimuoverlo.  
GB Unscrew the lighting fixture to remove it.



**3**

- I Rimuovere l'ottica.  
GB Remove the optic.



**4**

- I Rimuovere la sorgente luminosa.  
GB Remove light source.