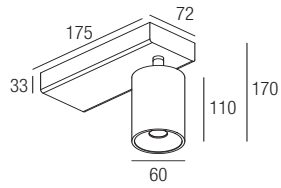


BULL 10 BASE - BB1XXXXX

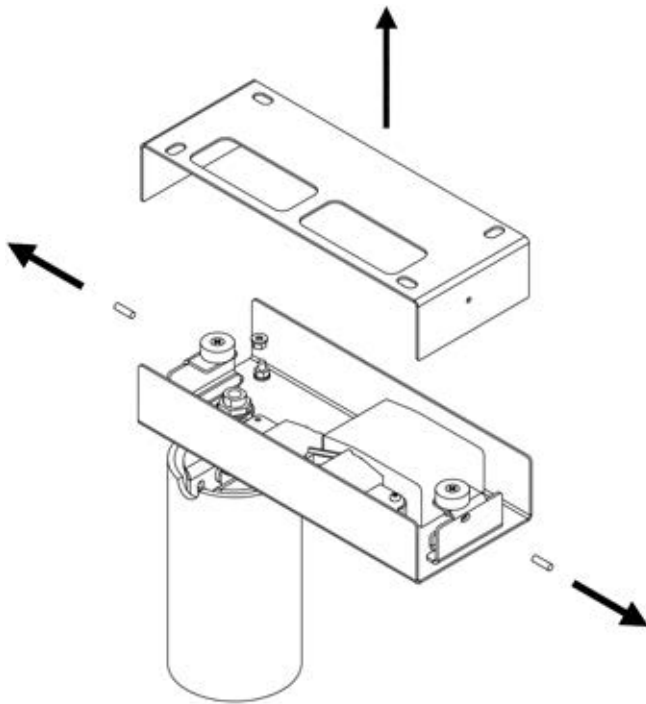
Surface projectors

design Lapo Grassellini



I INFORMAZIONI SULLA RIMOZIONE DELLE UNITÀ DI ALIMENTAZIONE SEPARATA DAL PRODOTTO CONTENITORE A FINE VITA

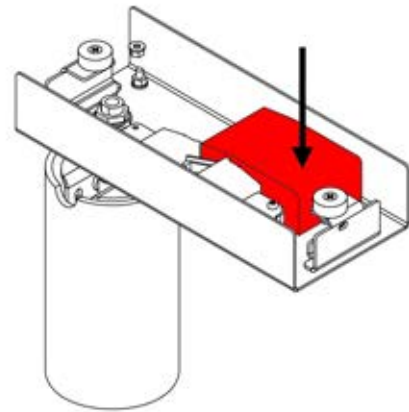
GB INFORMATION ON REMOVAL OF SEPARATE CONTROL GEAR FROM CONTAINING PRODUCT AT END OF LIFE



1

I Svitare le viti e rimuovere la lamiera superiore.

GB Unscrew the screw and remove the metal sheet on the top.



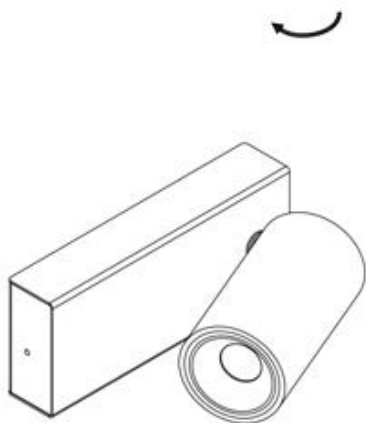
2

I Rimuovere l'unità di alimentazione.

GB Remove control gear.

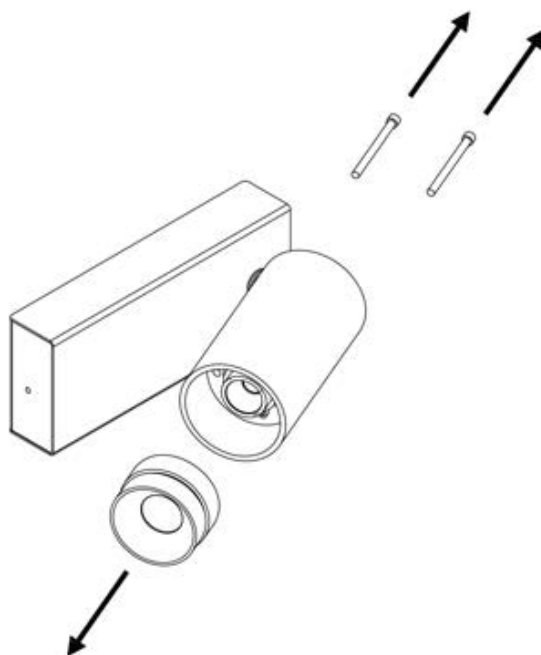
I INFORMAZIONI SULLA RIMOZIONE DELLA SORGENTE LUMINOSA DAL PRODOTTO CONTENITORE A FINE VITA

GB INFORMATION ON REMOVAL OF LIGHT SOURCE FROM CONTAINING PRODUCT AT END OF LIFE



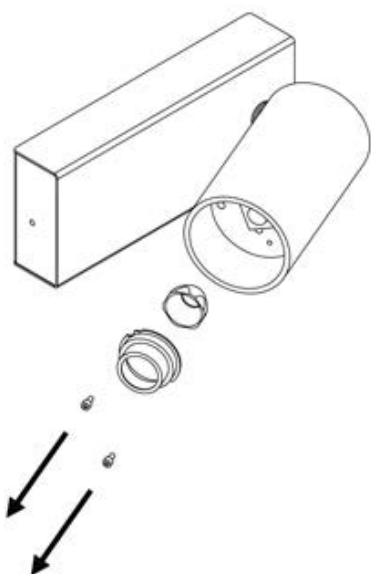
1

I Ruotare il corpo orientabile.
GB Rotate the adjustable body.



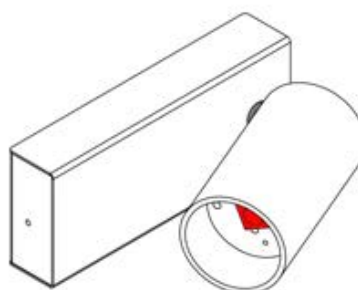
2

I Svitare le viti sul retro e rimuovere l'anello frontale.
GB Unscrew the screws on the back and remove the front ring.



3

I Svitare le viti e rimuovere l'ottica.
GB Unscrew the screws and remove the optic.



4

I Rimuovere la sorgente luminosa.
GB Remove light source.