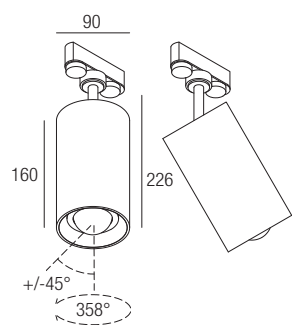


BULL 10 FOCUS - BF1XXX

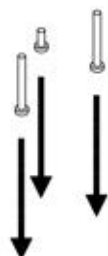
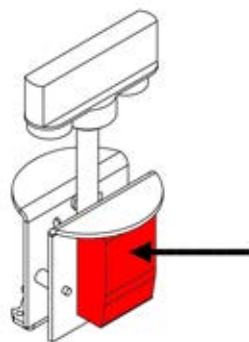
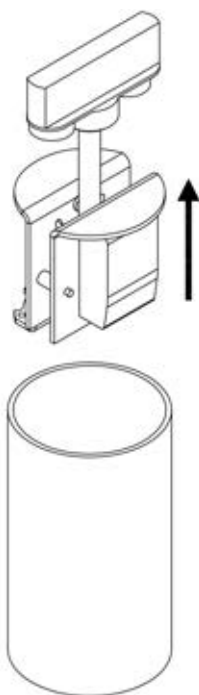
Projector for 230VAC track

design Lapo Grassellini



I INFORMAZIONI SULLA RIMOZIONE DELLE UNITÀ DI ALIMENTAZIONE SEPARATA DAL PRODOTTO CONTENITORE A FINE VITA

GB INFORMATION ON REMOVAL OF SEPARATE CONTROL GEAR FROM CONTAINING PRODUCT AT END OF LIFE



1

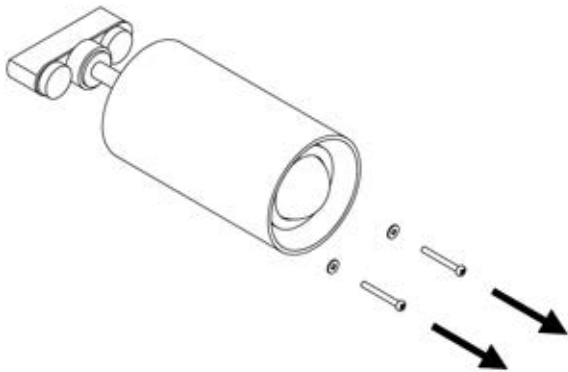
I Svitare le viti e rimuovere la parte superiore.
GB Unscrew the screws and remove superior part.

2

I Rimuovere l'unità di alimentazione.
GB Remove control gear.

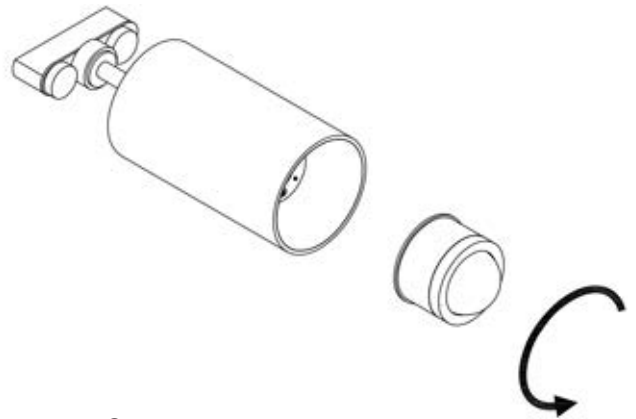
I INFORMAZIONI SULLA RIMOZIONE DELLA SORGENTE LUMINOSA DAL PRODOTTO CONTENITORE A FINE VITA

GB INFORMATION ON REMOVAL OF LIGHT SOURCE FROM CONTAINING PRODUCT AT END OF LIFE



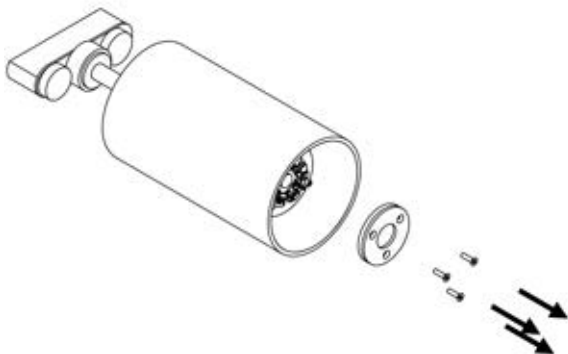
1

I Svitare le viti.
GB Unscrew the screws.



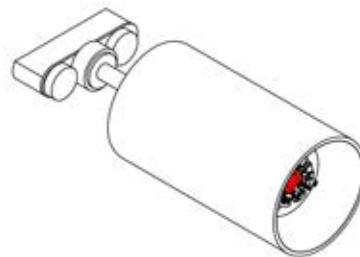
2

I Svitare la parte frontale.
GB Unscrew the front part.



1

I Svitare le viti e rimuovere l'anello.
GB Unscrew the screws and remove the ring.



2

I Rimuovere la sorgente luminosa.
GB Remove light source.