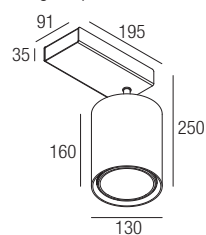


BULL 40 - BU4XXXXX

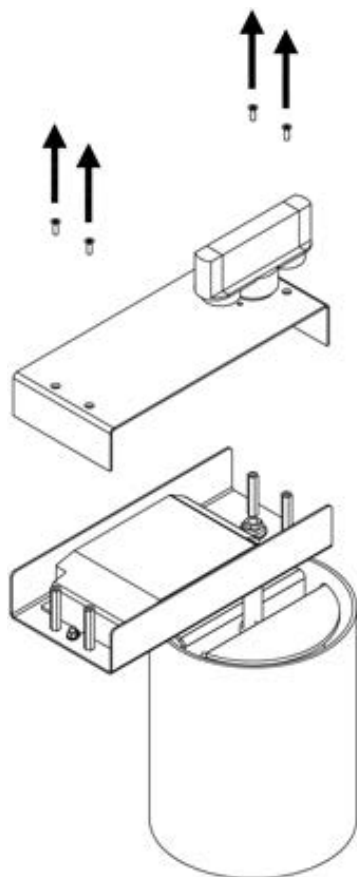
Projector for 230VAC track

design Lapo Grassellini



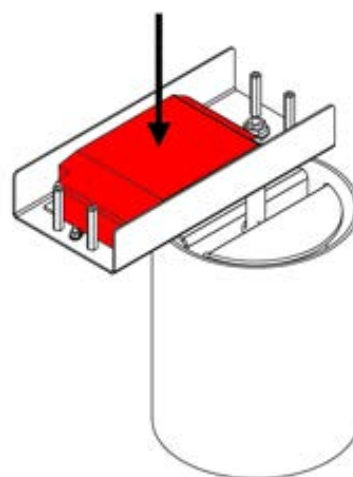
I INFORMAZIONI SULLA RIMOZIONE DELLE UNITÀ DI ALIMENTAZIONE SEPARATA DAL PRODOTTO CONTENITORE A FINE VITA

GB INFORMATION ON REMOVAL OF SEPARATE CONTROL GEAR FROM CONTAINING PRODUCT AT END OF LIFE



1

I Svitare le viti e rimuovere la lamiera superiore.
GB Unscrew the screw and remove the metal sheet on the top.



2

I Rimuovere l'unità di alimentazione.
GB Remove control gear.

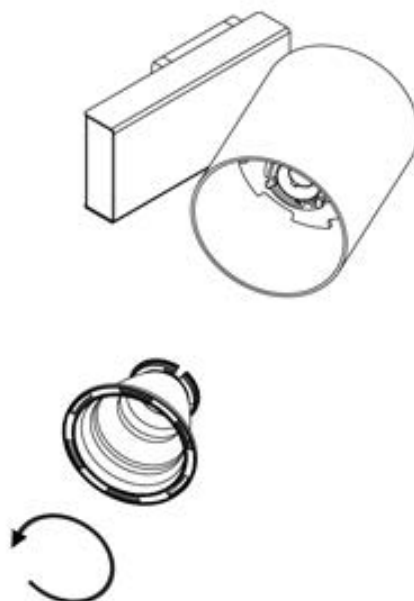
I INFORMAZIONI SULLA RIMOZIONE DELLA SORGENTE LUMINOSA DAL PRODOTTO CONTENITORE A FINE VITA

GB INFORMATION ON REMOVAL OF LIGHT SOURCE FROM CONTAINING PRODUCT AT END OF LIFE



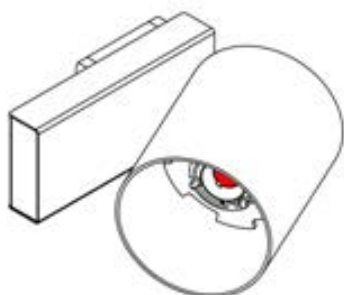
1

I Rimuovere lo schermo.
GB Remove the screen.



2

I Ruotare la lente e rimuoverla.
GB Rotate the optic and remove it.



3

I Rimuovere la sorgente luminosa.
GB Remove light source.