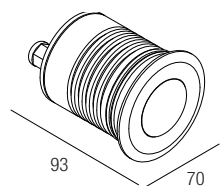


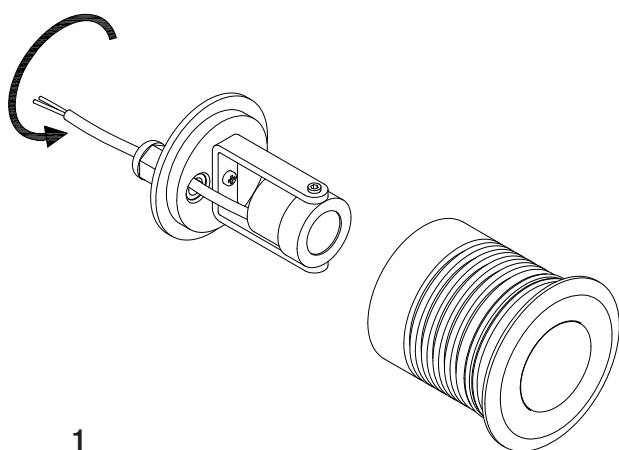
## JENA 2 - XJ11XXX

Uplights

design Roberto Mantovani

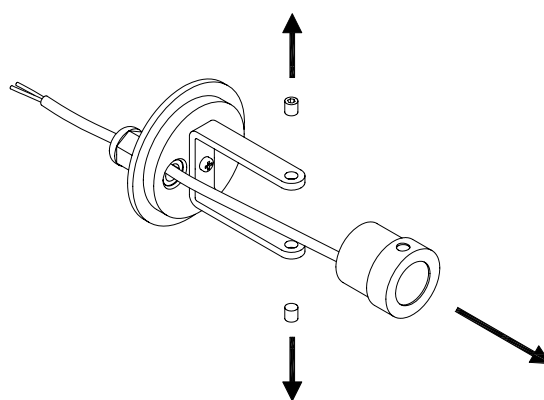


I ISTRUZIONI PER LE AUTORITÀ PREPOSTE ALLA SORVEGLIANZA DEL MERCATO SULLA RIMOZIONE DELLA SORGENTE LUMINOSA E DELLE UNITÀ DI ALIMENTAZIONE SEPARATA  
GB INFORMATION FOR MARKET SURVEILLANCE AUTHORITIES ON REMOVAL OF LIGHT SOURCE AND SEPARATE CONTROL GEAR



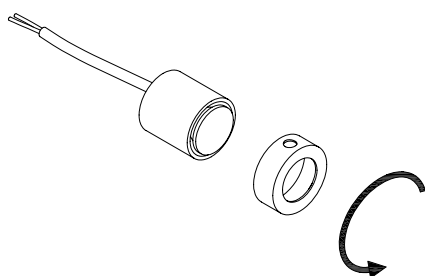
1

I Svitare la parte posteriore.  
GB Unscrew the back part.



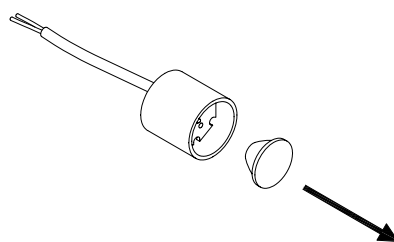
2

I Svitare le viti e rimuovere il corpo orientabile.  
GB Unscrew the screws and remove the adjustable body.



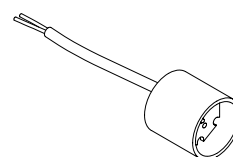
3

I Svitare l'anello anteriore.  
GB Unscrew the front ring.



4

I Rimuovere l'ottica.  
GB Remove the optic.



5

I Sorgente luminosa ispezionabile.  
GB Examined light source.