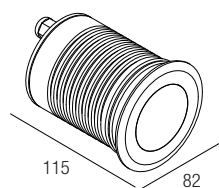


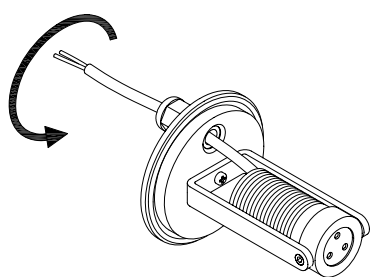
JENA 6 - XJ21XXX

Uplights

design Roberto Mantovani

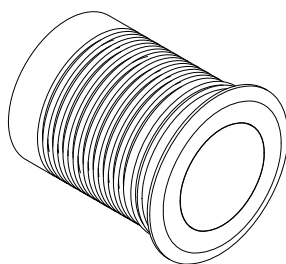


I ISTRUZIONI PER LE AUTORITÀ PREPOSTE ALLA SORVEGLIANZA DEL MERCATO SULLA RIMOZIONE DELLA SORGENTE LUMINOSA E DELLE UNITÀ DI ALIMENTAZIONE SEPARATA
GB INFORMATION FOR MARKET SURVEILLANCE AUTHORITIES ON REMOVAL OF LIGHT SOURCE AND SEPARATE CONTROL GEAR



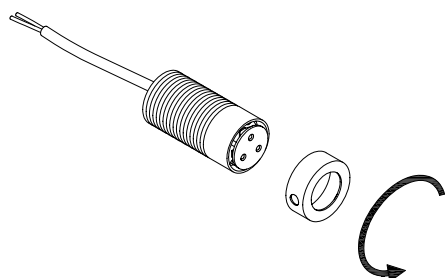
1

I Svitare la parte posteriore.
GB Unscrew the back part.



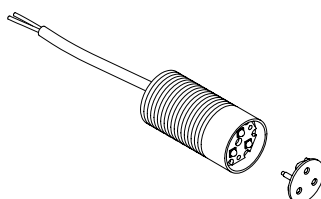
2

I Svitare le viti e rimuovere il corpo orientabile.
GB Unscrew the screws and remove the adjustable body.



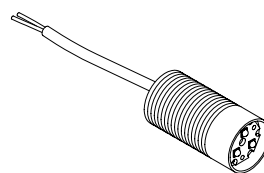
3

I Svitare l'anello anteriore.
GB Unscrew the front ring.



4

I Rimuovere l'ottica.
GB Remove the optic.



5

I Sorgente luminosa ispezionabile.
GB Examinal light source.