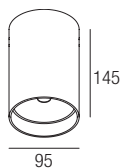


KOINE 2 - KSXXXXX

Ceiling mounted luminaires

design Roberto Mantovani

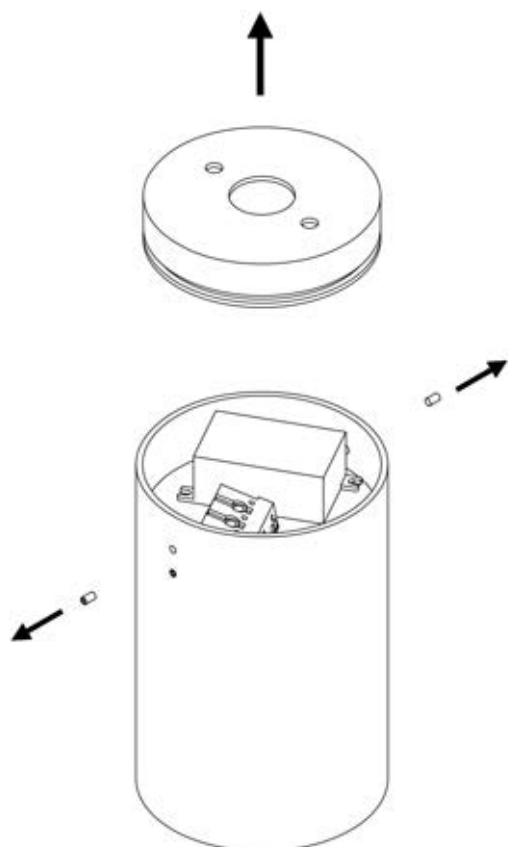


I INFORMAZIONI SULLA RIMOZIONE DELLE UNITÀ DI ALIMENTAZIONE SEPARATA DAL PRODOTTO CONTENITORE A FINE VITA

GB INFORMATION ON REMOVAL OF SEPARATE CONTROL GEAR FROM CONTAINING PRODUCT AT END OF LIFE

I **NOTA** - SOLO VERSIONE AC

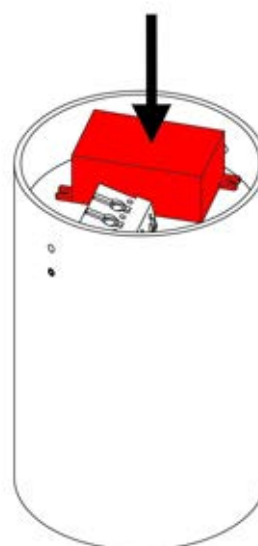
GB **NOTE** - AC VERSION ONLY



1

I Svitare i grani superiori e rimuovere l'anello.

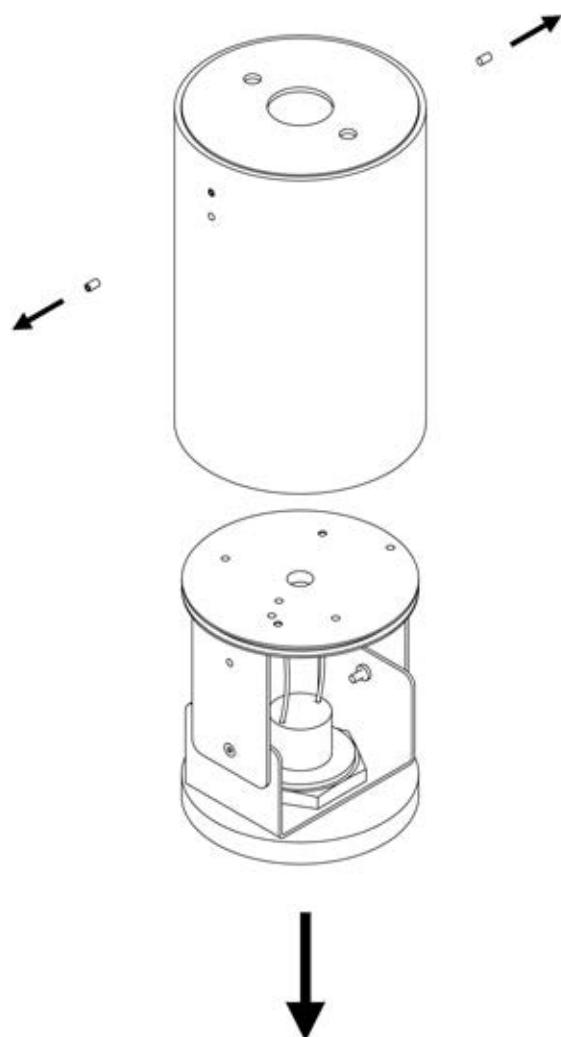
GB Unscrew the upper screws and remove the ring.



2

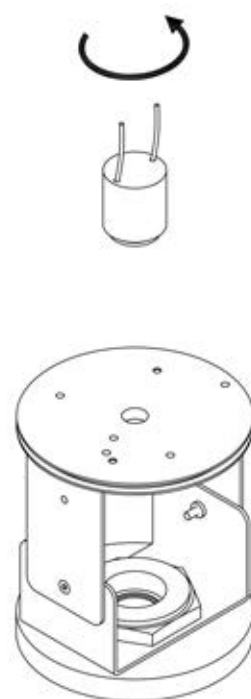
I Rimuovere l'unità di alimentazione.

GB Remove control gear.



1

- I Svitare i grani inferiori e rimuovere i componenti interni.
GB Unscrew the bottom screws and remove the inner components.



2

- I Svitare l'apparecchio luminoso per rimuoverlo.
GB Unscrew the lighting fixture to remove it.



3

- I Rimuovere l'ottica.
GB Remove the optic.
Rimuovere la sorgente luminosa.
Remove light source.



4

- I Rimuovere la sorgente luminosa.
GB Remove light source.