


LAD R10

Semi-recessed projectors

design Roberto Mantovani



A projector for semi-recessed wall or ceiling installations, it is characterised by a minimal design and high optical performance. It lends itself to applications ranging from accent lighting to general illumination. Thanks to the use of highly-advanced optics, it offers narrow and precise light beams.

Proiettore per installazione a semi-incasso a parete o a soffitto connotato da un design minimale ed elevate prestazioni ottiche. Si presta ad applicazioni che vanno dalla luce d'accento all'illuminazione generale. Grazie all'utilizzo di ottiche estremamente evolute permette fasci luminosi stretti e precisi.

Projecteur pour installation semi-encastrée sur mur ou sur plafond, caractérisé par un design minimaliste et de hautes performances optiques. Il est indiqué pour les applications allant de l'éclairage d'accentuation à l'éclairage général. L'utilisation d'optique extrêmement évoluées permet d'obtenir des faisceaux étroits et précis.



IP20 made in Italy

Projektor für halbversenkte Wand- oder Deckenmontage mit minimalistischem Design und hoher optischer Leistung. Eignet sich für Anwendungen, die von der Akzentbeleuchtung bis zur Allgemeinbeleuchtung reichen. Dank der Verwendung extrem fortschrittlicher Optiken ermöglicht es schmale und präzise Lichtstrahlen.

Proyector para instalación semi-empotrado en pared o techo caracterizado por un diseño minimalista y un alto rendimiento óptico. Se presta a aplicaciones que van desde la iluminación de acento hasta la iluminación general. Gracias a la utilización de ópticas extremadamente avanzadas permite haces de luz estrechos y precisos.

Supply current

500mA (V_r 18V)

Power

10W

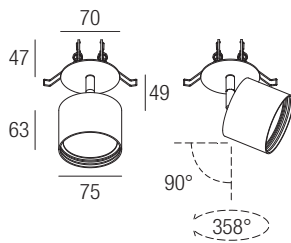
Series wiring

CRI

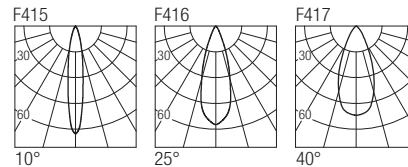
85-93

2-Step MacAdam

Dimensions



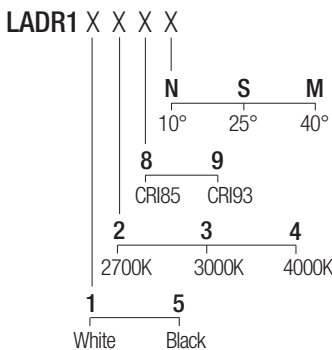
Photometric diagrams



CCT/CRI/Flux

	CRI85	CRI93
2700K	890lm	840lm
3000K	1000lm	930lm
4000K	1040lm	960lm

Code construction



Note: Versions with extended arm length are available upon request.

Accessories

LL01 LL01B

White Black

Low luminance louver



SL01 SL01B

White Black

Milky screen



AL7022

24VDC/500mA constant current converter

Drivers 500mA

on/off

AL1074 (1) IP20 30 mm

AL1077 (1) IP20 40 mm

AL1084 (1..2) IP20 S.P. 55 mm

dimmable

AL4010 (1..2) IP20 PUSH 0/1..10V 72 mm

ALD450 (1) IP20 DALI 2 PUSH 36 mm

AL4151 (1..2) IP20 DALI 2 72 mm

AL4153 (1..2) IP20 PUSH IGBT-TRIAC 56 mm