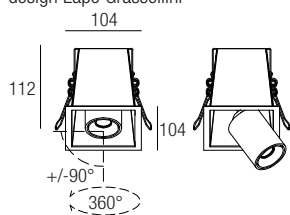


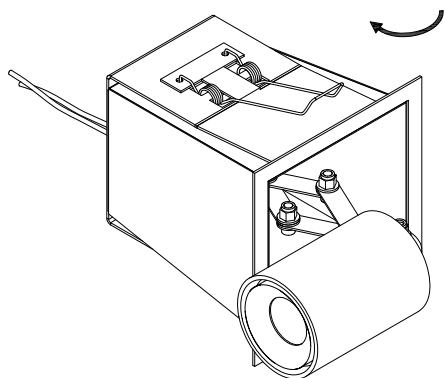
LEDA Q10 - LDQXXXX

Adjustable downlights

design Lapo Grassellini

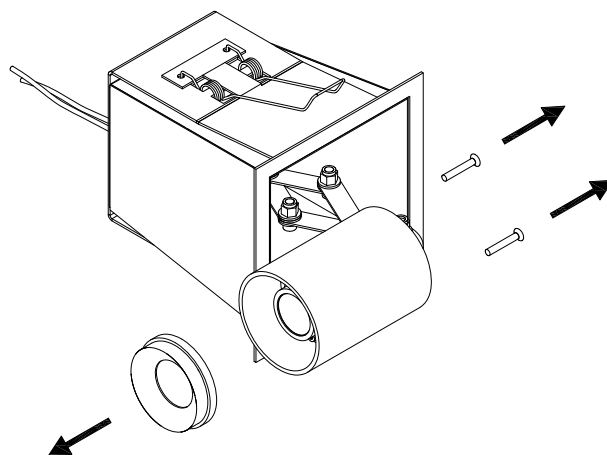


I ISTRUZIONI PER LE AUTORITÀ PREPOSTE ALLA SORVEGLIANZA DEL MERCATO SULLA RIMOZIONE DELLA SORGENTE LUMINOSA E DELLE UNITÀ DI ALIMENTAZIONE SEPARATA
GB INFORMATION FOR MARKET SURVEILLANCE AUTHORITIES ON REMOVAL OF LIGHT SOURCE AND SEPARATE CONTROL GEAR



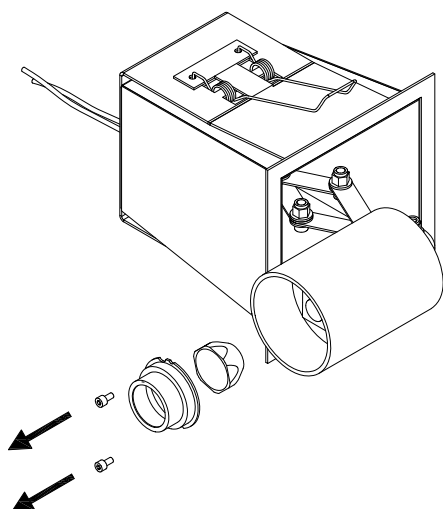
1

I Ruotare il corpo orientabile a 90°.
GB Rotate the adjustable body to 90°.



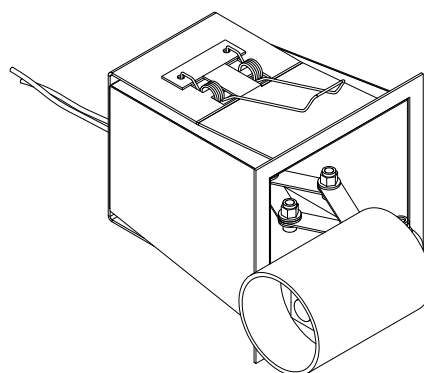
2

I Svitare le viti sul retro e rimuovere l'anello frontale.
GB Unscrew the screws on the back and remove the front ring.



3

I Svitare le viti e rimuovere l'ottica.
GB Unscrew the screws and remove the optic.



4

I Sorgente luminosa ispezionabile.
GB Examined light source.