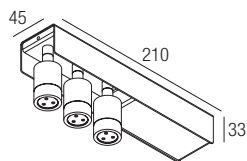


## MINISASHA 130 U - MSU13XXX

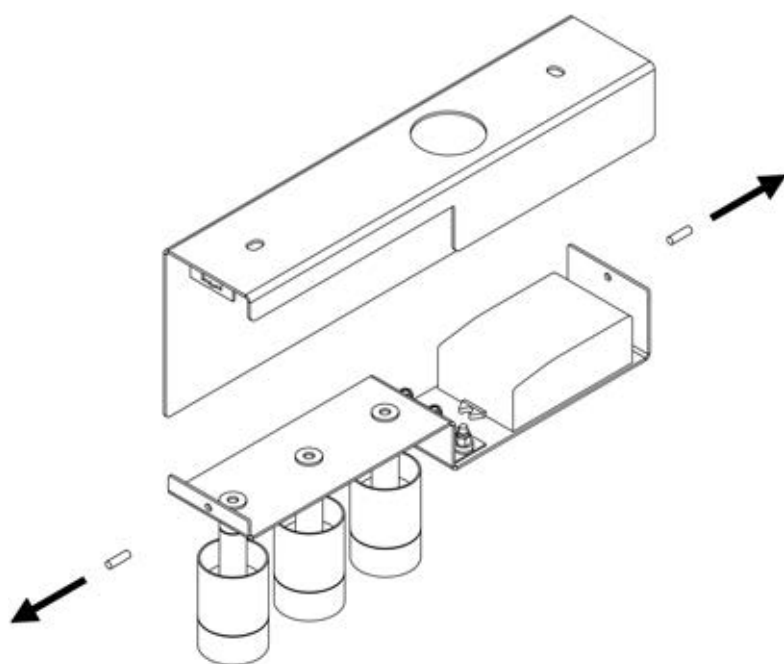
Surface projectors

design Lapo Grassellini



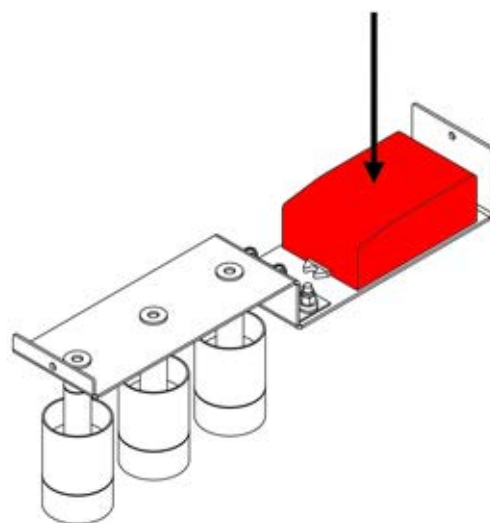
I INFORMAZIONI SULLE AUTONOME PRELIEVI ANTI-SOPRACCALIZZAZIONE SEPARATA DAL RIMOZIONE DEI COMPONENTI DI ALIMENTAZIONE SEPARATA

GB INFORMATION ON REMOVAL OF SEPARATE CONTROL GEAR FROM REMOVAL OF SEPARATE CONTROL GEAR



1

I Svitare le viti e rimuovere la lamiera superiore.  
GB Unscrew the screw and remove the metal sheet on the top.

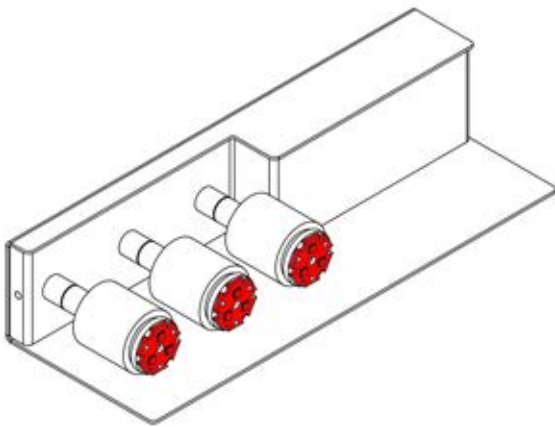
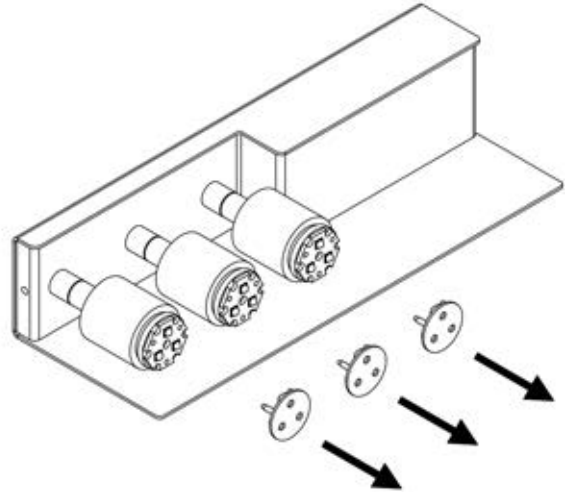
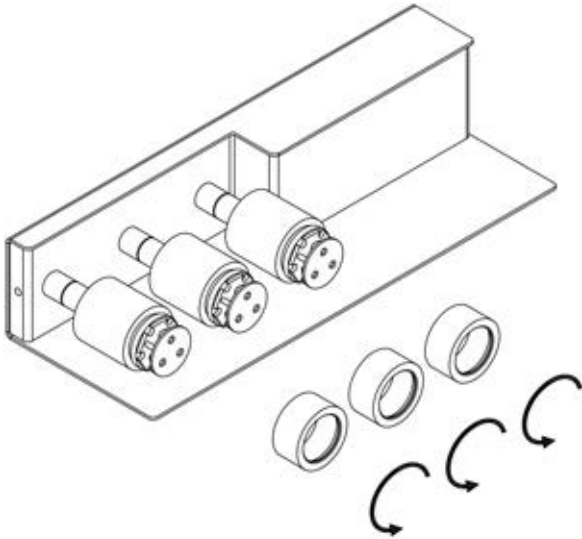


2

I Rimuovere l'unità di alimentazione.  
GB Remove control gear.

I INFORMAZIONI SULLA RIMOZIONE DELLA SORGENTE LUMINOSA DAL PRODOTTO CONTENITORE A FINE VITA

GB INFORMATION ON REMOVAL OF LIGHT SOURCE FROM CONTAINING PRODUCT AT END OF LIFE



**3**

I Rimuovere le sorgenti luminose.  
GB Remove light sources.