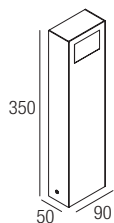


SIGN - SG1XXX

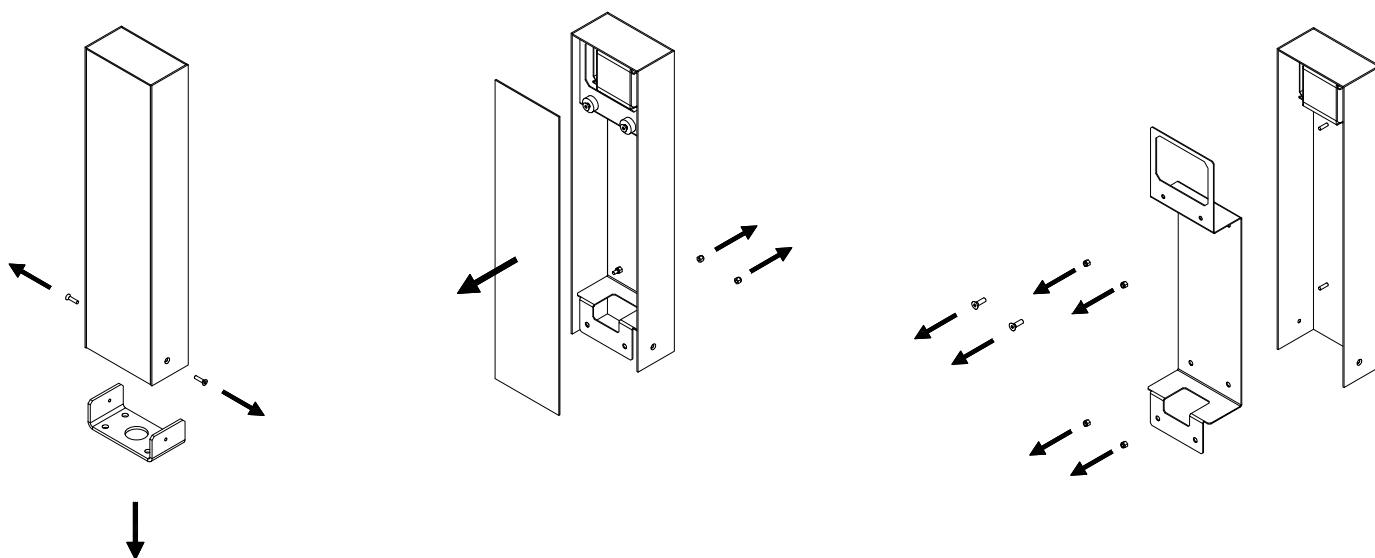
Bollards

design Lapo Grassellini



I ISTRUZIONI PER LE AUTORITÀ PREPOSTE ALLA SORVEGLIANZA DEL MERCATO SULLA RIMOZIONE DELLE UNITÀ DI ALIMENTAZIONE SEPARATA

GB INFORMATION FOR MARKET SURVEILLANCE AUTHORITIES ON REMOVAL OF SEPARATE CONTROL GEAR



1

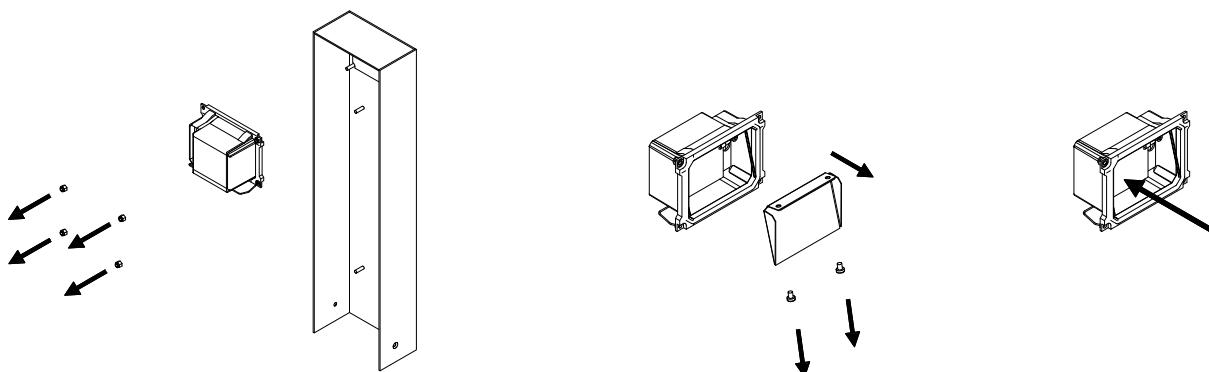
I Svitare le viti e rimuovere la lamiera inferiore.
GB Unscrew the screws and remove the sheet metal on the bottom.

2

I Svitare i dadi all'interno e rimuovere la lamiera esterna.
GB Unscrew the nuts inside and remove the external sheet metal.

3

I Svitare i dadi e le viti e rimuovere la lamiera.
GB Unscrew the screws and the nuts and remove the sheet metal.



4

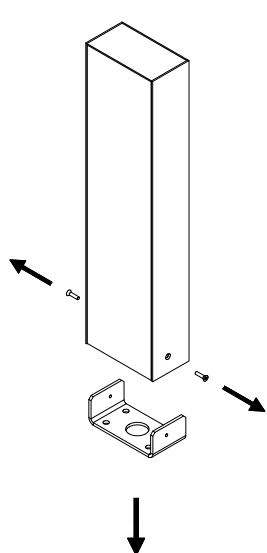
I Svitare i dadi e rimuovere la scatola.
GB Unscrew the screws and remove the box.

5

I Svitare le viti e rimuovere la lamiera.
GB Unscrew the screws and remove the sheet metal.

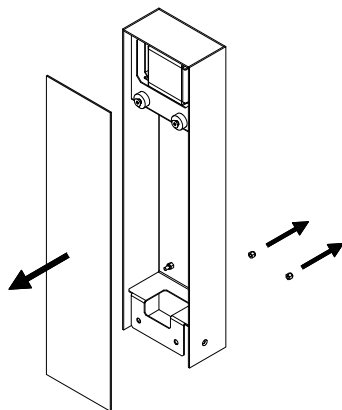
6

I Unità di alimentazione ispezionabile.
GB Examined control gear.



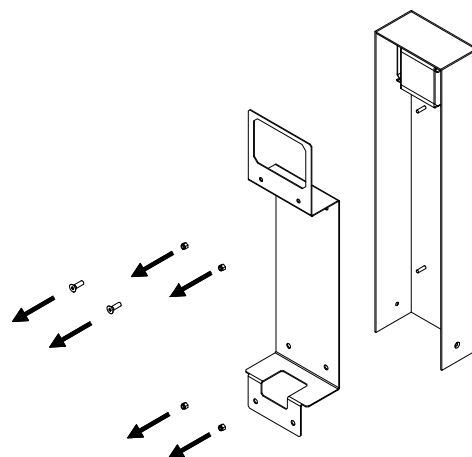
1

I Svitare le viti e rimuovere la lamiera inferiore.
GB Unscrew the screws and remove the sheet metal on the bottom.



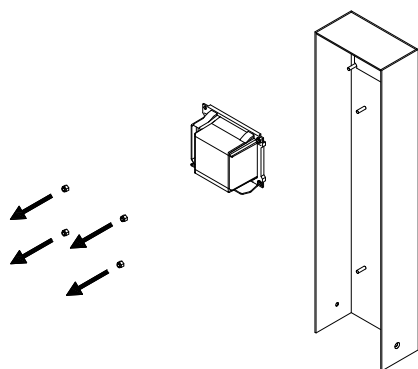
2

I Svitare i dadi all'interno e rimuovere la lamiera esterna.
GB Unscrew the nuts inside and remove the external sheet metal.



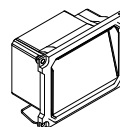
3

I Svitare i dadi e le viti e rimuovere la lamiera.
GB Unscrew the screws and the nuts and remove the sheet metal.



4

I Svitare i dadi e rimuovere la scatola.
GB Unscrew the screws and remove the box.



5

I Sorgente luminosa ispezionabile.
GB Examined light source.