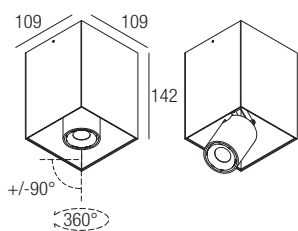


## SWAN 10 - SW1XXXX

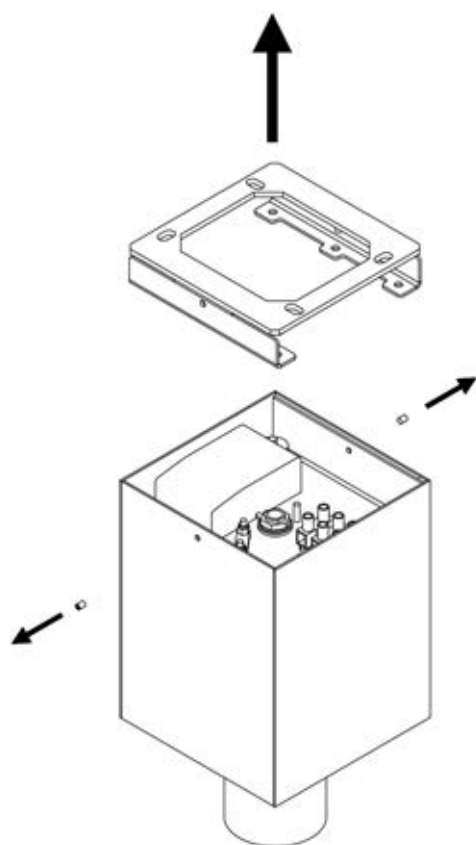
Ceiling mounted luminaires

design Lapo Grassellini



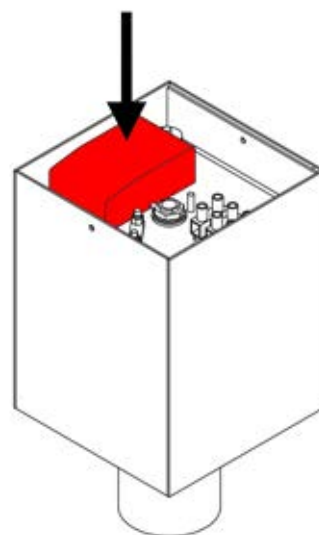
I INFORMAZIONI SULLA RIMOZIONE DELLE UNITÀ DI ALIMENTAZIONE SEPARATA DAL PRODOTTO CONTENITORE A FINE VITA

GB INFORMATION ON REMOVAL OF SEPARATE CONTROL GEAR FROM CONTAINING PRODUCT AT END OF LIFE



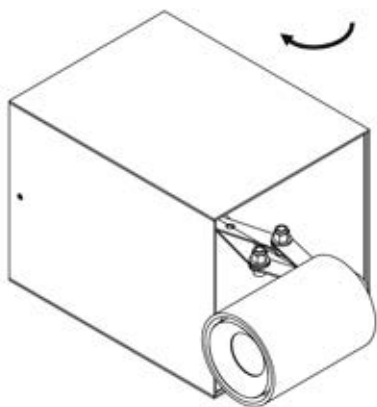
1

I Svitare i grani e rimuovere la lamiera superiore.  
GB Unscrew the screws and remove the sheet metal on the top.



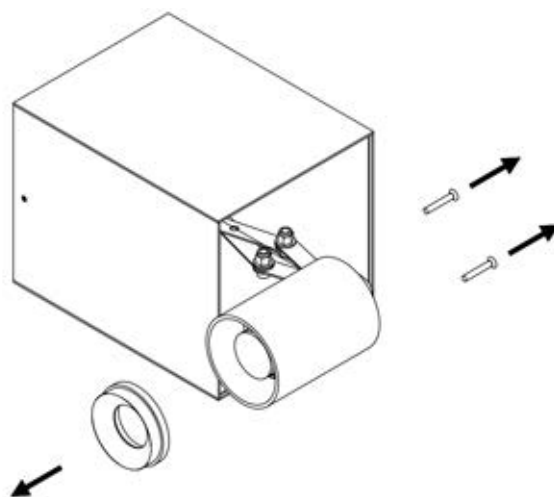
2

I Rimuovere l'unità di alimentazione.  
GB Remove control gear.



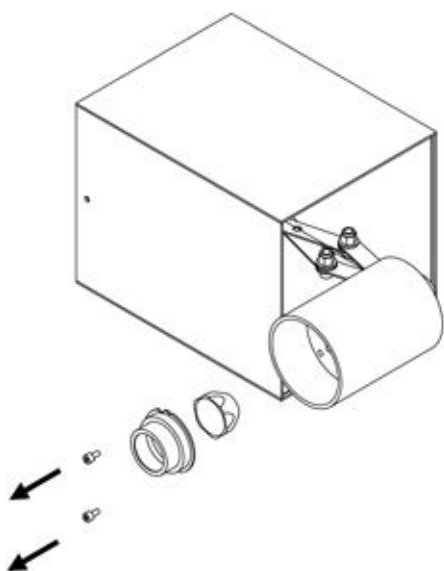
**1**

I Ruotare il corpo orientabile a 90°.  
GB Rotate the adjustable body to 90°.



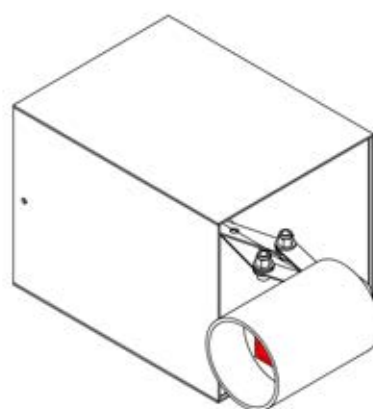
**2**

I Svitare le viti sul retro e rimuovere l'anello frontale.  
GB Unscrew the screws on the back and remove the front ring.



**3**

I Svitare le viti e rimuovere l'ottica.  
GB Unscrew the screws and remove the optic.



**4**

I Rimuovere la sorgente luminosa.  
GB Remove light source.