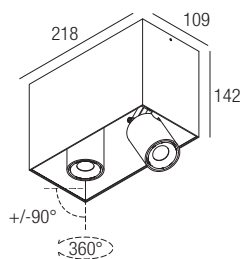


SWAN X120 - SWX12XXXX

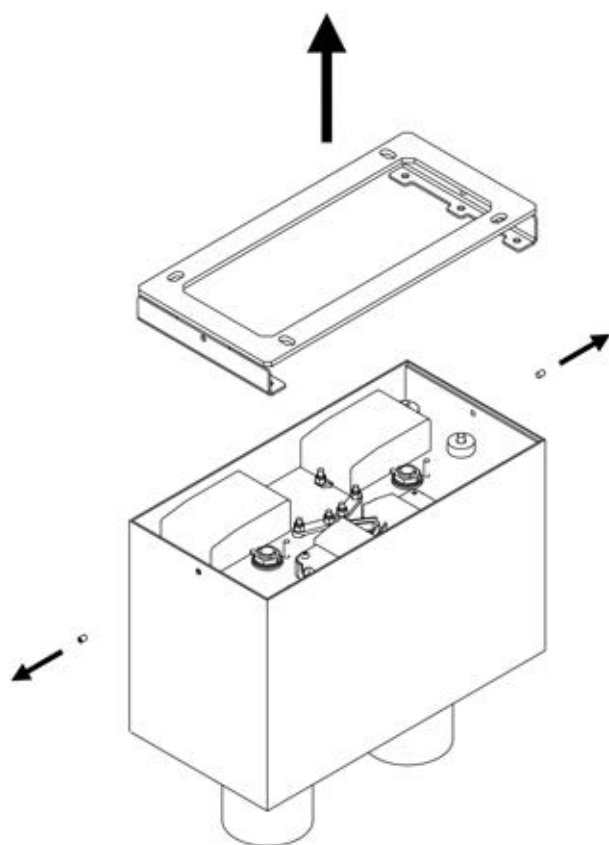
Ceiling mounted luminaires

design Lapo Grassellini



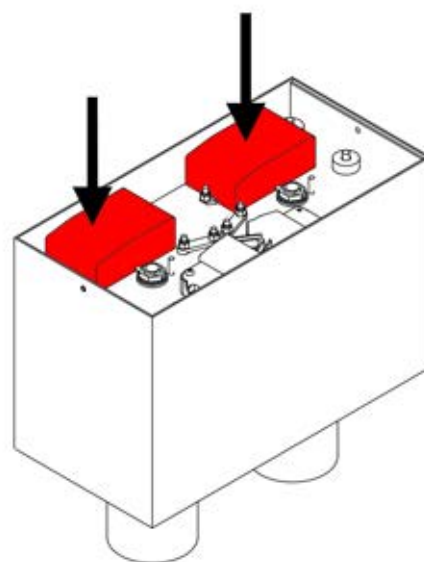
I INFORMAZIONI SULLA RIMOZIONE DELLE UNITÀ DI ALIMENTAZIONE SEPARATA DAL PRODOTTO CONTENITORE A FINE VITA

GB INFORMATION ON REMOVAL OF SEPARATE CONTROL GEAR FROM CONTAINING PRODUCT AT END OF LIFE



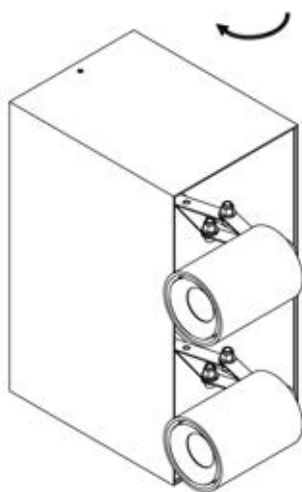
1

I Svitare i grani e rimuovere la lamiera superiore.
GB Unscrew the screws and remove the sheet metal on the top.



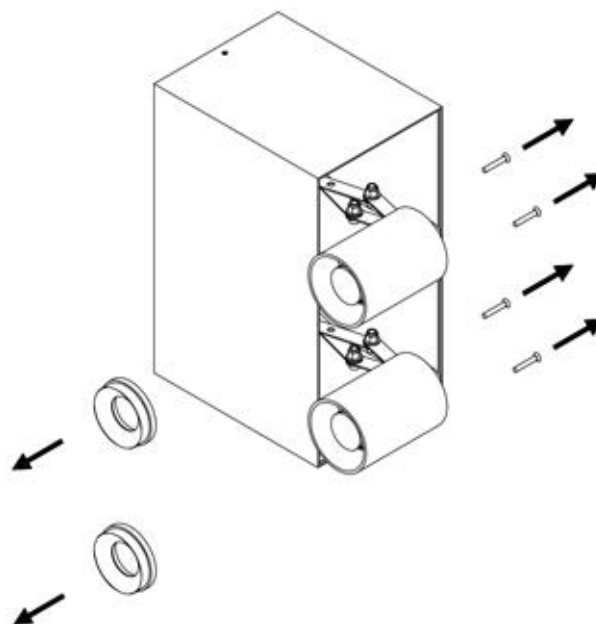
2

I Rimuovere le unità di alimentazione.
GB Remove control gears.



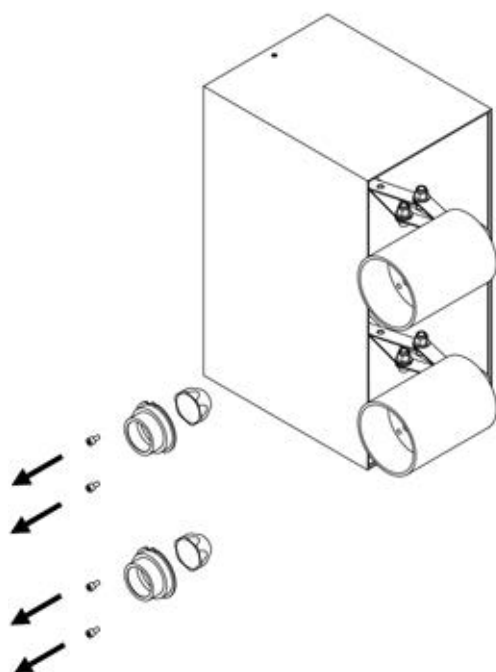
1

I Ruotare il corpo orientabile a 90°.
GB Rotate the adjustable body to 90°.



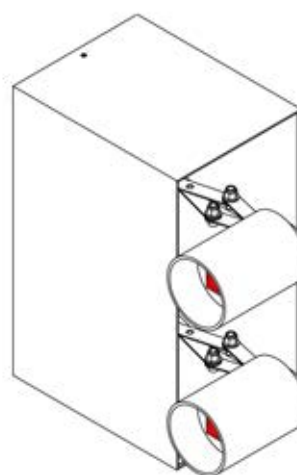
2

I Svitare le viti sul retro e rimuovere l'anello frontale.
GB Unscrew the screws on the back and remove the front ring.



3

I Svitare le viti e rimuovere l'ottica.
GB Unscrew the screws and remove the optic.



4

I Rimuovere le sorgenti luminose.
GB Remove light sources.