

WOLF

Flush optic downlight

design Roberto Mantovani



IP44 made in Italy


A range of 24VDC recessed lights with an extremely well-finished and minimal design, they are ideal for applications extending from accenting exhibition components or architectural details to general lighting. Can be fitted with an anti-glare filter for maximum visual comfort.

Una gamma di incassi a 24VDC di design estremamente curato e minimale, ideale per applicazioni che spaziano dall'accento di elementi espositivi o di dettagli architettonici all'illuminazione generale. Equipaggiabili con filtro antiabbagliamento per il massimo comfort visivo.

Une gamme de spots 24VDC avec un design extrêmement soigné et minimaliste, parfaits pour des applications allant de l'accentuation d'éléments d'affichage ou de détails architecturaux à l'éclairage général. Peut être équipé de filtre anti-éblouissement pour le plus grand confort visuel.

Eine Reihe von 24VDC-Einbauleuchten mit einem sehr sauberen und minimalistischen Design, ideal für Anwendungen, die von der Akzentuierung von Ausstellungselementen oder architektonischen Details bis zur Allgemeinbeleuchtung reichen. Kann mit Blendschutzfilter für maximalen Sehkomfort ausgestattet werden.

Una gama de luminarias empotradas de 24VDC con un diseño extremadamente cuidado y minimalista, ideal para aplicaciones que van desde la acentuación de elementos de exposición o detalles arquitectónicos hasta la iluminación general. Se puede equipar con un filtro antideslumbrante para un máximo confort visual.



Supply current

24 VDC

Power

2 W

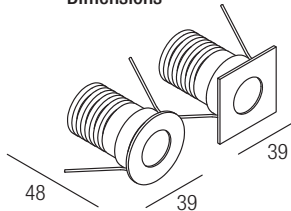
Parallel wiring

CRI

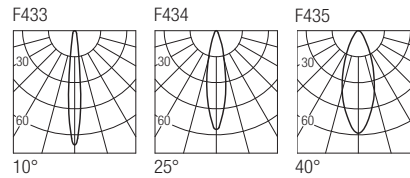
85

2-Step MacAdam

Dimensions



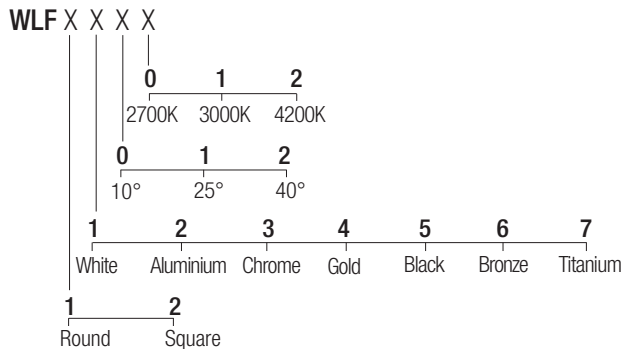
Photometric diagrams



CCT/CRI/Flux

| | |
|-------|-------|
| 2700K | 128lm |
| 3000K | 133lm |
| 4200K | 154lm |

Code construction



Accessories

LWLF01

Low luminance louver



Note: The filter must be ordered together with the lighting fixture.

Drivers 24VDC

on/off

AL2124 (1..5) IP20 ⌀ 28 mm

AL2012 (1..12) IP20 ⌀ 60 mm

AL2031 (1..35) IP20 ⌀ 70 mm

dimmable

AL5012 (1..12) IP20 DALI 2 PUSH 0/1..10V ⌀ 45 mm

dimming module

AL7035 IP20 DALI 2 PUSH 0/1..10V ⌀ 44 mm

Note: Dimming module AL7035 to be used in combination with a 24VDC power supply.