

ZERO MOVE 2

Trimless & adjustable downlights

design Roberto Mantovani



Trimless, adjustable, recessed fixtures that combine extremely small dimensions with a remarkably simple and clean system for fastening to the formwork, with embedded optics for high visual comfort. Available in multiple beam apertures, they are suitable for applications ranging from highlighting exhibition components or architectural details to general lighting.

Incassi trimless orientabili che uniscono dimensioni estremamente contenute ad un sistema di fissaggio alla cassaforma estremamente semplice e pulito, con ottiche arretrate per un elevato comfort visivo. Disponibili in molteplici aperture di fascio si prestano ad applicazioni che spaziano dall'accento di elementi espositivi o di dettagli architettonici all'illuminazione generale.

Spots trimless orientables qui combinent des dimensions extrêmement compactes avec un système de fixation au coffrage extrêmement simple et propre, avec des optiques encastrées pour un grand confort visuel. Disponibles dans une variété d'angles de faisceau, ils se prêtent aux applications allant de l'accentuation d'éléments architecturaux à l'éclairage général.

Verstellbare trimlose Einbauleuchten, die extrem kompakte Abmessungen mit einem äußerst einfachen und sauberen Befestigungssystem an der Schalung verbinden, mit versenkter Optik für hohen Sehkomfort. Erhältlich in verschiedenen Ausstrahlungswinkeln, eignen sie sich für Anwendungen, die von der Akzentuierung von Display-Elementen oder architektonischen Details bis hin zur Allgemeinbeleuchtung reichen.

Luminarias empotrables trimless orientables que conjugan tamaño extremadamente reducido y un sistema de fijación al encofrado muy simple y sutil, con ópticas hacia atrás para un gran confort visual. Disponibles en múltiples aberturas de haz, se prestan a aplicaciones que van desde la acentuación de elementos de exposición o detalles arquitectónicos hasta la iluminación general.

CE IP44 made in Italy

Supply current

350-500 mA (V, 2,9V)

Power

1-2 W

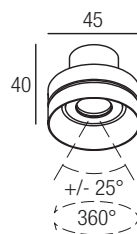
Series wiring

CRI

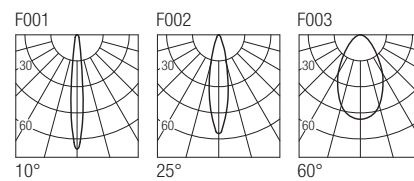
85

2-Step MacAdam

Dimensions



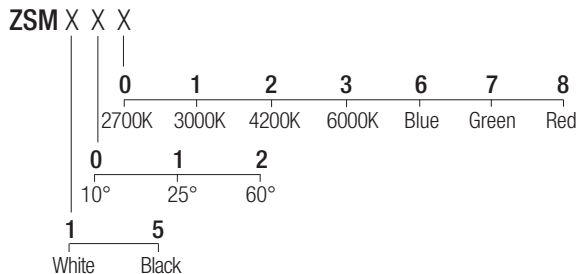
Photometric diagrams



CCT/CRI/Flux

	350mA	500mA
2700K	89lm	128lm
3000K	93lm	133lm
4200K	103lm	154lm
6000K	114lm	165lm

Code construction

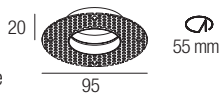


Accessories

ZQM001 ZQM001B

White Black

Plasterboard recessing frame



AL7022

24VDC/500mA constant current converter

Drivers 350mA

on/off

AL1034 (1..11) IP20 30 mm

AL1035 (1..11) IP20 40 mm

AL1037 (1..16) IP20 S.P. 55 mm

dimmmable

AL4000 (1..12) IP20 PUSH 0/1..10V 72 mm

ALD435 (1..11) IP20 DALI 2 PUSH 36 mm

AL4051 (2..14) IP20 DALI 2 72 mm

AL4053 (1..14) IP20 PUSH IGBT-TRIAC 56 mm

Drivers 500mA

on/off

AL1074 (1..7) IP20 30 mm

AL1077 (1..6) IP20 40 mm

AL1084 (1..11) IP20 S.P. 55 mm

dimmmable

AL4010 (1..12) IP20 PUSH 0/1..10V 72 mm

ALD450 (1..7) IP20 DALI 2 PUSH 36 mm

AL4151 (2..14) IP20 DALI 2 72 mm

AL4153 (1..14) IP20 PUSH IGBT-TRIAC 56 mm