


## JOS R6

Semi-recessed projectors

design Roberto Mantovani



A projector for semi-recessed wall or ceiling installations, it is characterised by a minimal design and high optical performance. Available in three wattages, it lends itself to applications ranging from accent lighting to general illumination.

Proiettore per installazione a semi-incasso a parete o a soffitto connotato da un design minimale ed elevate prestazioni ottiche. Disponibile in tre wattaggi si presta ad applicazioni che vanno dalla luce d'accento all'illuminazione generale.

Projecteur pour installation semi-encastrée sur mur ou sur plafond, caractérisé par un design minimaliste et de hautes performances optiques. Disponible en trois puissances, il est indiqué pour les applications allant de l'éclairage d'accentuation à l'éclairage général.

Projektor für halbversenkte Wand- oder Deckenmontage mit minimalistischem Design und hoher optischer Leistung. Sie ist in drei Wattagen erhältlich und eignet sich für Anwendungen, die von der Akzentbeleuchtung bis zur Allgemeinbeleuchtung reichen.

IP20 made in Italy



### Supply current

500mA (V, 9V)

### Power

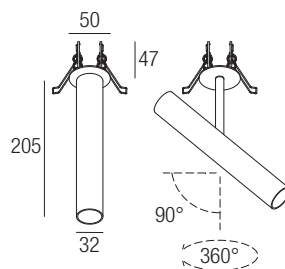
6W

### Series wiring

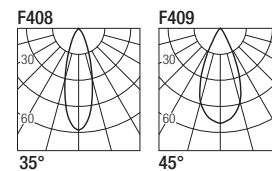
### CRI

98

### Dimensions



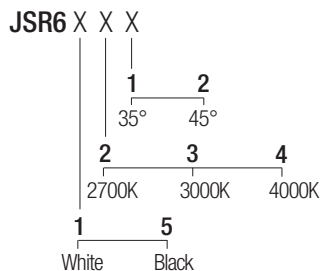
### Photometric diagrams



### CCT/CRI/Flux

CCT	CRI	Flux
2700K	98	540 lm
3000K	98	600 lm
4200K	98	620 lm

### Code construction



**Note:** versions with extended arm length are available upon request

### Optionals

#### LJ02 LJ02B

White Black

Low luminance louver

#### SJ02 SJ02B

White Black

Milky screen

### Drivers

on/off	dimmable
AL1074 (1..2) 30mm IP20	AL4010 (1..4) 72mm IP20 PUSH 0/1..10V
AL1077 (1..2) 40mm IP20	AL4151 (1..4) 72mm IP20 DALI
AL1084 (1..3) 55mm IP20 S.P.	AL4153 (1..4) 56mm IP20 PUSH IGBT-TRIAC